

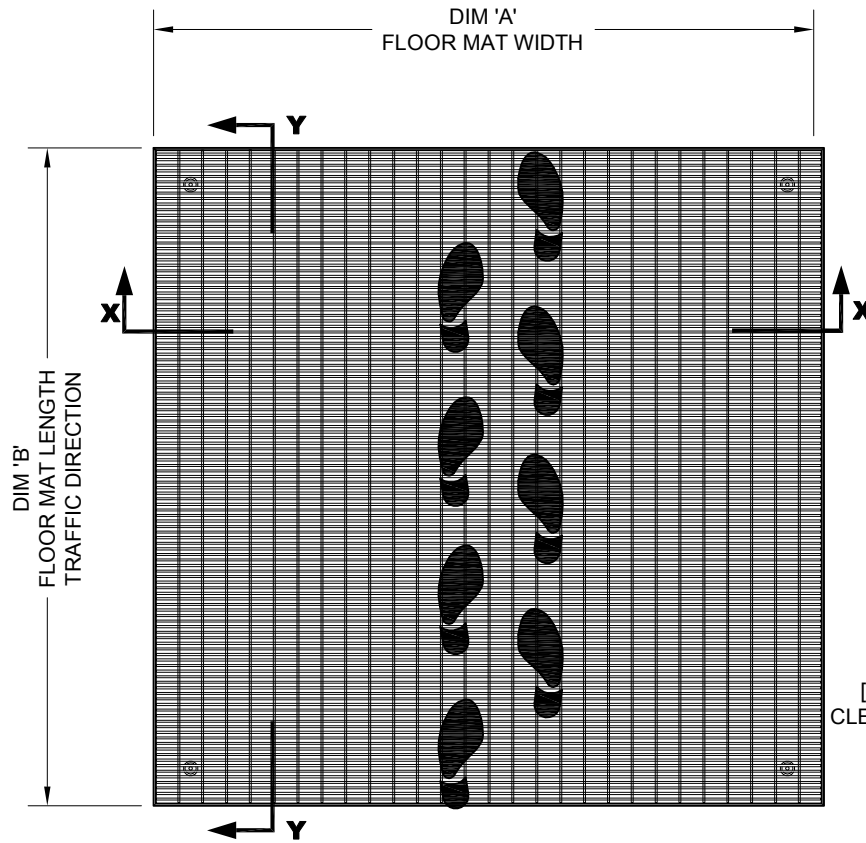
MATERIAL: T-304 S/S

GEOMETRY: NONE

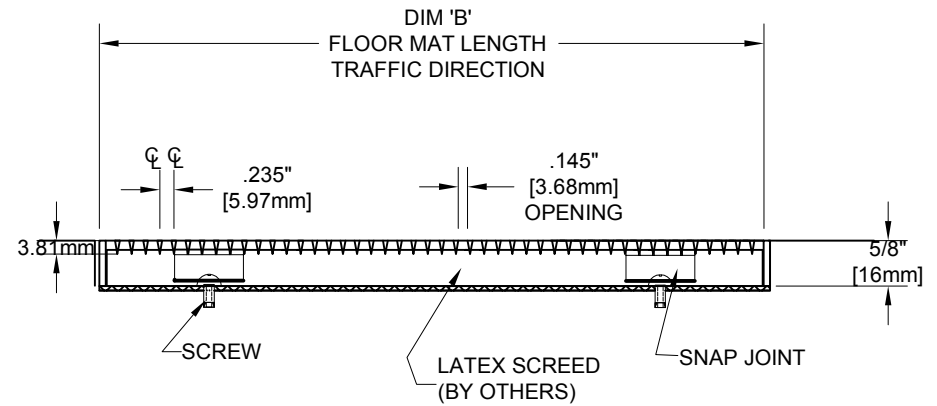
CATALOG NUMBER: CS1101P

PART NUMBER:

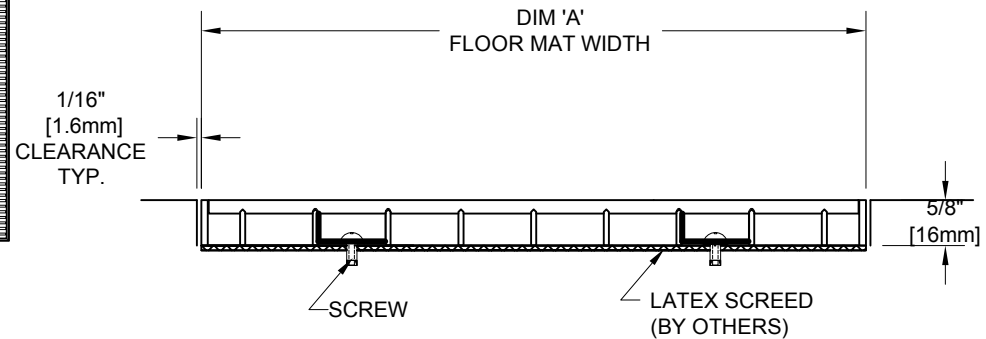
NO.	F&F RELEASE	DATE	B



TYPICAL PLAN VIEW



SECTION Y-Y



SECTION X-X

**NOTES:**

- \*MAX. SINGLE GRID SIZE NOT TO EXCEED 8'-0" [2.438M] IN WIDTH ( DIM 'A' ) OR 4'-0" [1.22M] IN LENGTH ( DIM 'B' ).
- \*ALL SURFACE WIRES AND SUPPORT BARS ARE ELECTRONICALLY RESISTANCE WELDED TO ENSURE CORRECT WEIGHT BEARING PROPERTIES.
- \*S/S BANDING TACK WELDED TO THE ASSEMBLY.
- \*FLOOR MAT SHALL BE ABLE TO SUPPORT A 500LB ROLLING LOAD.
- \* SURFACE WIRE SPACING PROVIDES A 57.7% EFFECTIVE OPEN AREA FOR DIRT AND MOISTURE REMOVAL.

PLEASE VERIFY ALL	QTY	MARK #	LOCATION	MODEL	DIM 'A' WIDTH	DIM 'B' LENGTH	REMARKS

PROJECT:		
LOCATION:		
CONTRACTOR:		
AGENT:		SHT:
DRG. BY:	DATE:	JOB NC